

Animal Care Centers of NYC

RABBIT HOUSING



Animal Care Centers of NYC RABBIT HOUSING



Before bringing a bunny home, it's important to plan a safe, comfortable, and enriching space. Rabbits need plenty of room to hop, stretch, and explore—whether in a large pen or a fully bunny-proofed room. This guide covers the essentials to help you prepare the perfect home for your future furry friend.

The minimum required measurements for your set up are the following:



4 feet (48 inches) in Height | 4 Feet (48 inches) in Length | 2 Feet (24 inches) in Width

Here are a few options to consider:

Stackable Panels (Wire or Plastic) | C&C Cages | NIC Cubes




Stackable Panel Example



Stackable Panel Example

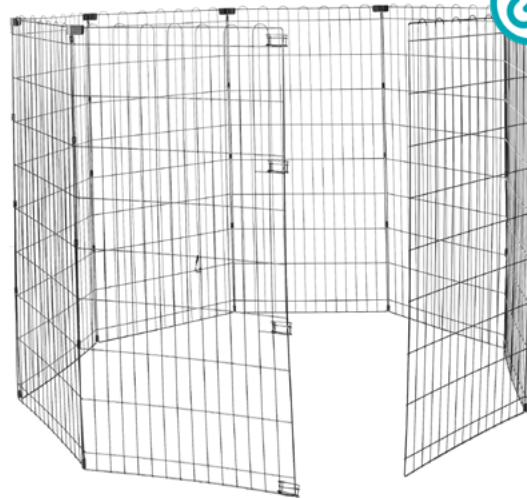
Stackable panels are a great option for rabbit enclosures because they're customizable. Depending on the amount of panels purchased you can extend the height, width, and length as much as necessary.

These cubes are a great option for stacking! Zip ties can also be used instead of the circles that come with it to ensure a tight and secure fit!

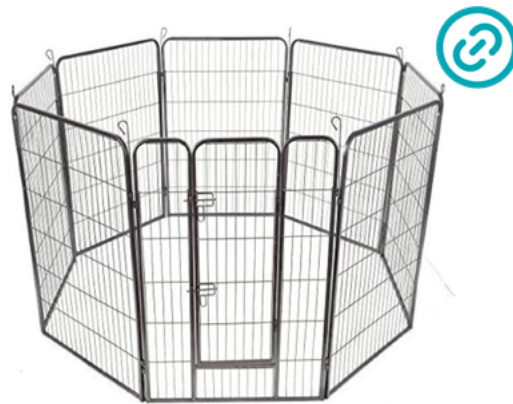
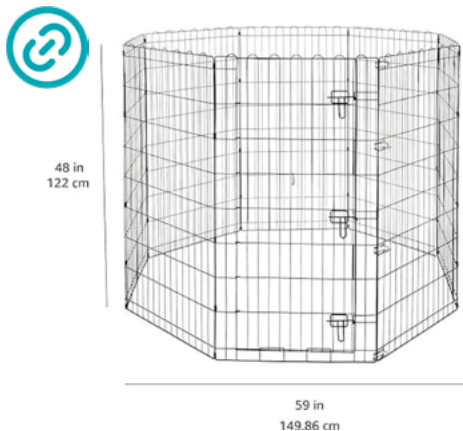


X-Pens



X-Pens have become very popular for rabbit enclosures and a majority of them can also be expanded by adding on additional sections (may not apply to all x-pens) and can usually be arranged in different shapes to best suit your available space.



Some may prefer pens that do not have doors and can instead be opened by unlatching a panel.



Examples of X-Pen Set Ups:




Flooring Options

Flooring is a very important part of your rabbit set-up ! Rabbits do not have paw-pads which can make them prone to sore-hocks (also known as pododermatitis). Slick surfaces can wear down a rabbits heels to a point were bare skin or bone is showing (OUCH !).



When seeking appropriate flooring for your rabbit, cushion and traction are key ! This often makes rugs one of the best if not the most practical option. In regards to the material of the rug, rugs with natural fibers, such as sisal, are the best options since they are safe for rabbits to ingest (they like to chew on everything) and promote digging.

Ruggable is a great website for rugs (but can be pricey). 



Flooring Options Continued

Here are a few more options you can use as flooring or partial flooring alongside a rug! Additionally, these can be used for setting up an exercise area for your rabbit!

Puzzle mats, particularly those made from EVA foam, are a great option because they are soft, safe, and easy to clean. In addition, because of the separate parts it can offer a lot of variability.



Synthetic fleece blankets are a great option for bunnies because they are warm, comfortable, and easy to wash. Ensure that the blanket does not shed or produce pilling (knots formed from loose fabric) since bunnies are likely to eat these.

Whelping Pads are very absorbent and easy to clean due to being machine washable. This can be a great option for bunnies that struggle with litter box skills, are incontinent, or are just generally messy. Absorbent hemp, bamboo or cotton towels can be a good alternative.



Necessities



Litter training

Rabbits are generally easily litter trained.

 WabbitWiki / Mar 19



The linked passage above (litter training) is a great resource for figuring out what works best for rabbits in regards to litter boxes and how to best utilize them.

SPOT


SIZE GUIDE



5" bowl fits 2 cups or 16oz of pet food

SPOT

SIZE GUIDE



7.5" bowl fits 6 cups or 48oz of pet food

Ceramic bowls are the best option for rabbits since they tend to have more weight to them. Rabbits love to flip things over so anything lighter will likely lead to a mess ! A bowl 5" in diameter is a good option for pellets and snacks.

In regards to the water bowl, since rabbits drink a lot of water (they can drink up to as much as a small dog) you should purchase a bigger and heavier option.

Enrichment

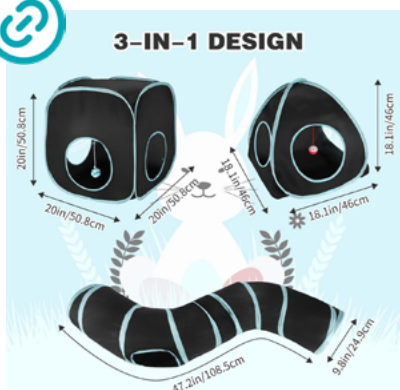
Hiding Spots: Providing rabbits with places they can hide in is an amazing way to provide enrichment! Things like hidey houses and tunnels tap into a rabbits natural instincts to dig, forage, and hide!



Hidey houses can be bought , but it can also be a fun DIY option !



Hidey houses with platforms are also really fun for bunnies as long as the height does not exceed 2 feet !



Fun Fact:
Rabbits LOVE tunnels!

** There are guides that can be found on line that go over making DIY tunnels out of cardboard and other materials as well!

Toys

Toys, especially the ones they can throw, encourage rabbits to investigate their environment in a mentally stimulating way and can often be combined with food to provide dietary enrichment.



Cat toys can often be a great option too!

Toys that encourage digging, chewing, and foraging are also a must have for rabbits!
And what's amazing is that it doesn't always have to be store bought!



Things we may not find use for at times such as cardboard and toilet paper rolls, to a bunny, can instead be a source of endless fun! These objects can be combined with things such as hay, pellets, newspaper, and so on to make it even more enriching.

Here's a link that will take you to a more in depth resource/guide that goes over toys and games for rabbits!




Animal Care Centers of NYC | **RABBIT HOUSING**

Setup Examples



Animal Care Centers of NYC | **RABBIT HOUSING**

Setup Examples



Setup Examples

